



By Melinda Bashen



Creative Brief-----	3
Navigation Map-----	5
Wireframes-----	6
Styles-----	17
Credits-----	18
Storyboard-----	19



Project Summary

Title:

Thinking Green

Company: Thinking Green by King County

Products

Recycle

- * Glass bottles
- * Newspaper/brown paper bag/box
- * Aluminum cans
- * Plastic/bags
- * The recycle truck will pick the rest bins up.

Electric

- * To use the solar panel to save their money.
- * Don't necessary to use the electronics and pull all the electronic plugs out from the walls.

Water

- *To use cold water for wash the clothes.
- * Dry your clothes outside on a clothes line. Dryers use a lot of electricity.
- * Don't flush the toilet until you feel time to flush 2 to 3 times per day unless you have the stool then will need to flush right away to prevent the clog.



1.Sort your trash into the 4 correct bins

Glass: Glass bottles

Aluminum: soda can, fruit can, and vegetable can.

Paper: newspaper, brown paper bag, and box.

Plastic: Plastic bag and plastic bottles.

2. A. To collect the glass bottles and containers into the glass bin

B. To collect the soda cans and aluminum cans into the aluminum bin.

C. To collect the newspapers, brown paper bags, magazines, and yellow page books into the paper bin.

D. To collect plastic bottles and plastic bags into the plastic bin.

3. Wait for the recycle truck to come and pick the 4 bins up. You can relax and feel good keeping our community clean.

4. Electronics-This house has solar panels on the roof in order to save energy. It collects sunlight and is converted to electricity.

5. When not using electronics pull all the plugs out from the walls.

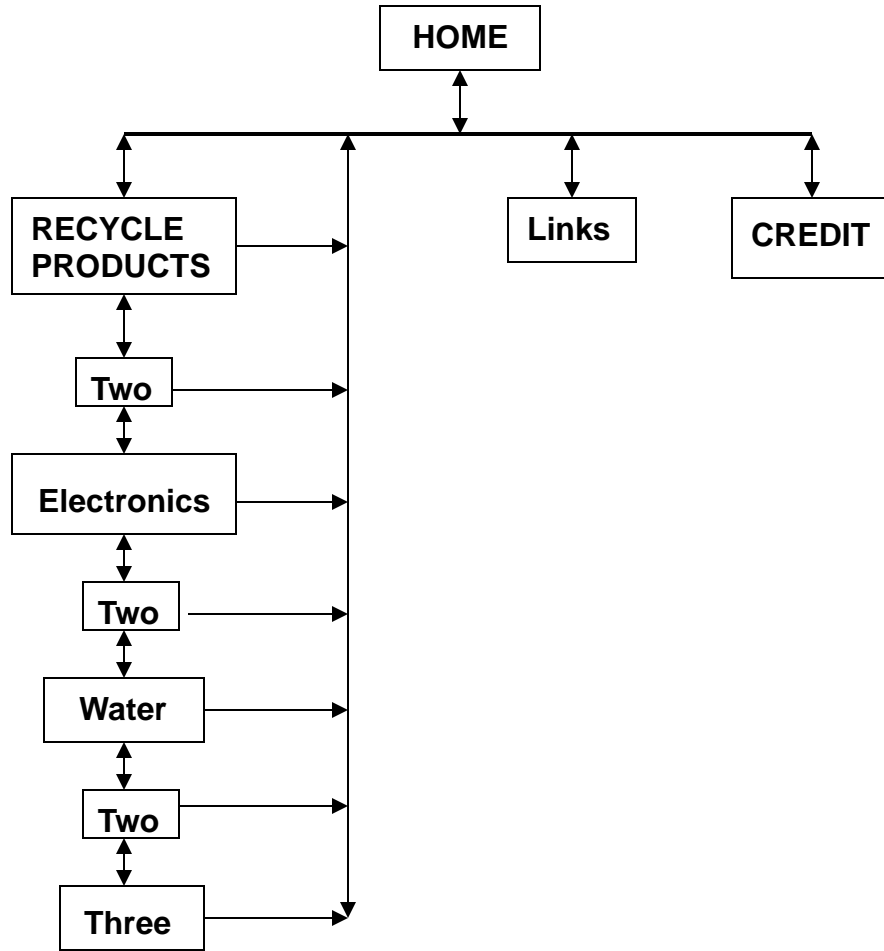
6. Water-Turn the cold water knob on the washing machine then put all clothes inside. Start to wash your clothes with cold water. Hot water uses more electricity.

7. Dry your clothes outside on a clothes line. Dryers use a lot of electricity.

8. Don't flush the toilet every time after urinating flush 2 to 3 times per day. Each flush uses about 8 gallons of water.

Audience/User: This CD is for children aged from 5 to 12, who want to learn how to recycle products and conserve energy.

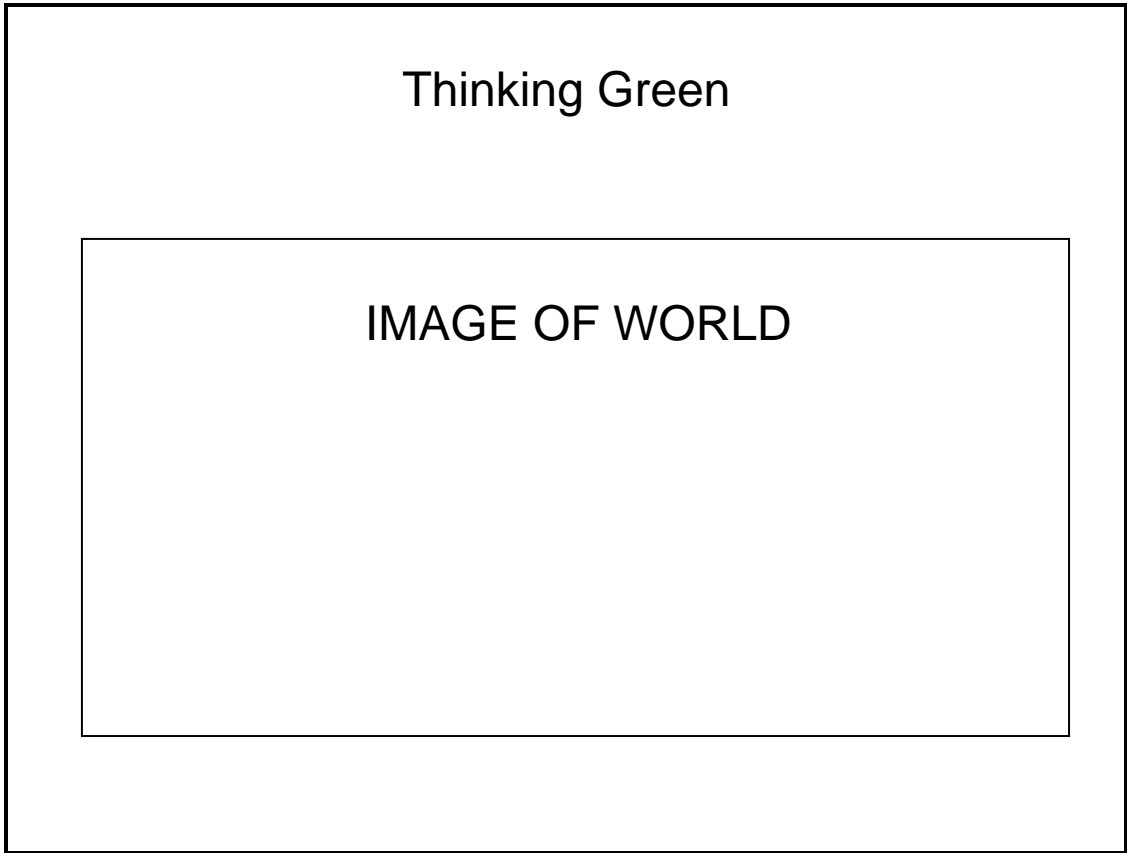
Perception/Tone: Simple, easy to understand, and save the environment.





784 PX

- Home
- Recycled
- Two
- Electronic
- Two
- Water
- Two
- Three
- Links
- Credits



441 PX



784 PX

Home

Recycled

Two

Electronic

Two

Water

Two

Three

Links

Credits

Caption **Recycled**

Sort your trash into the 4 bin.

ANIMATION

**Glass bottle, Beer Bottle, Soda can, Newspaper,
Brown paper bag, Plastic bag, Recycle
magazine, phone books, Aluminum Cans are in
the trash.**

441 PX



784 PX

Home

Recycled

Two

Electronic

Two

Water

Two

Three

Links

Credits

CAPTION **Recycled**

1-To collect glass bottles and containers into glass bin.
2-To collect soda cans and aluminum cans into aluminum bin.
3-To collect newspapers/paper bags/magazines/yellow page books into paper bin.
4-To collect plastic bottles and plastic bags into plastic bin.

ANIMATION

To make 4 group to put the right bins. To show the 4 different label bins. (glass, aluminum, paper, & plastic)

441 PX



784 PX

Home

Recycled

Two

Electronic

Two

Water

Two

Three

Links

Credits

CAPTION

Recycled 2

Wait for the recycle truck to come and pick the 4 bins up. You can relax and feel good keeping our community clean.

ANIMATION

The recycle truck to come to pick the 4 bins up and empty the bins and put them on the curb.

441 PX



784 PX

Home

Recycled

Two

Electronic

Two

Water

Two

Three

Links

Credits

CAPTION **Electronic**

This house has a solar panels on the roof in order to save energy. It collects sunlight and is converted to electricity.

ANIMATION

To point (animation) where the solar panel on the house roof.

441 PX



784 PX

Home

Recycled

Two

Electronic

Two

Water

Two

Three

Links

Credits

CAPTION **Electronic 2**

When not using electronic pull all the plug out from the wall.

ANIMATION

Look at those electronics(radio and calculator) and take off the electronic out of the wall.

441 PX



784 PX

Home

Recycled

Two

Electronic

Two

Water

Two

Three

Links

Credits

CAPTION **Water**

Turn the cold water knob on the washing machine then put all clothes inside. Start to wash your clothes with cold water. Hot water uses more electricity. Dry your clothes outside on a clothes line. Dryers uses a lot of electricity.

ANIMATION

Show the washer machine and turn the knob to cold water (close up). To put the clothes into the washer machine.

441 PX



784 PX

Home

Recycled

Two

Electronic

Two

Water

Two

Three

Links

Credits

CAPTION **Water 2**

Dry your clothes outside on a clothes line. Dryers use a lot of electricity.

ANIMATION

To show the clothes on a clothes line.

441 PX



784 PX

Home

Recycled

Two

Electronic

Two

Water

Two

Three

Links

Credits

CAPTION **Water 3**

Don't flush the toilet every time after urinating flush 2 to 3 times per day. Each flush uses about 8 gallons of water.

ANIMATION

To show the toilet close-up and see the flush (arrow point).

441 PX



784 PX

Home

Recycled

Two

Electronic

Two

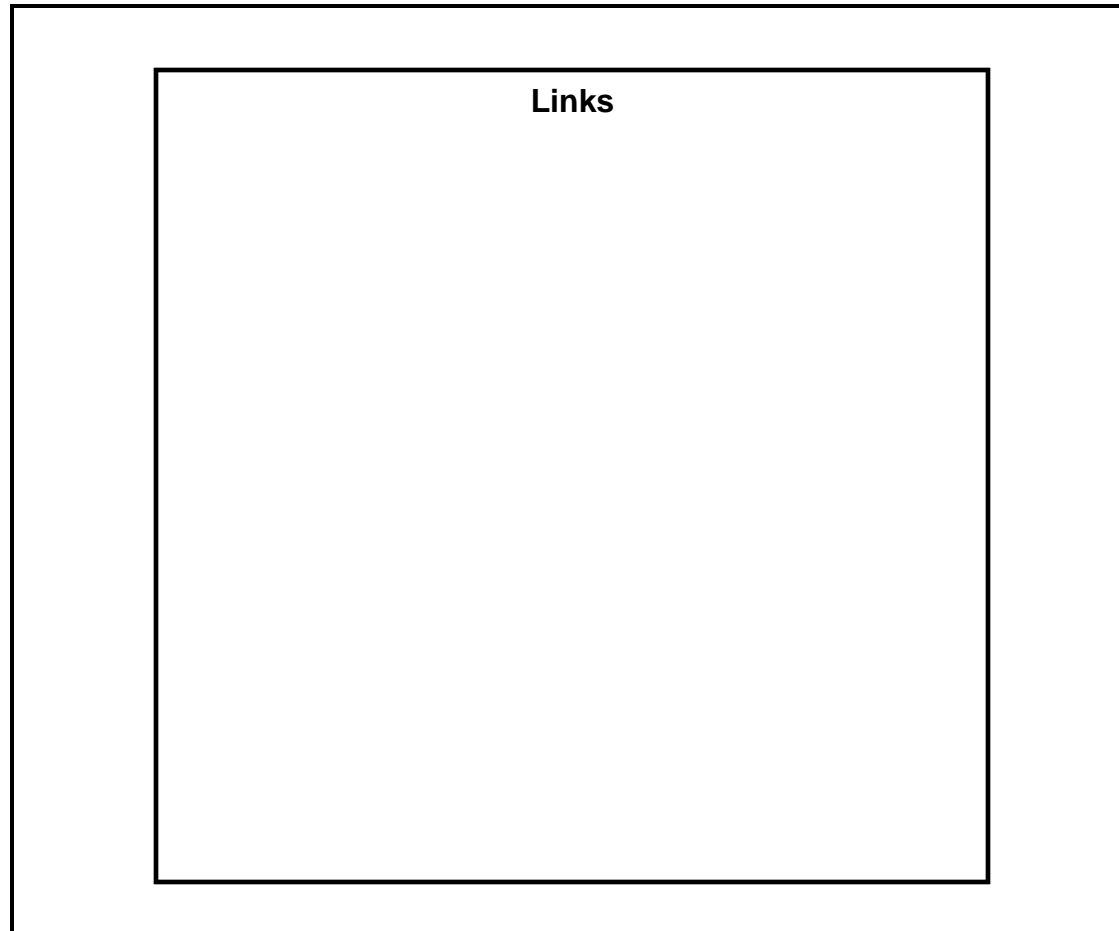
Water

Two

Three

Links

Credits



441 PX



784 PX

Home

Recycled

Two

Electronic

Two

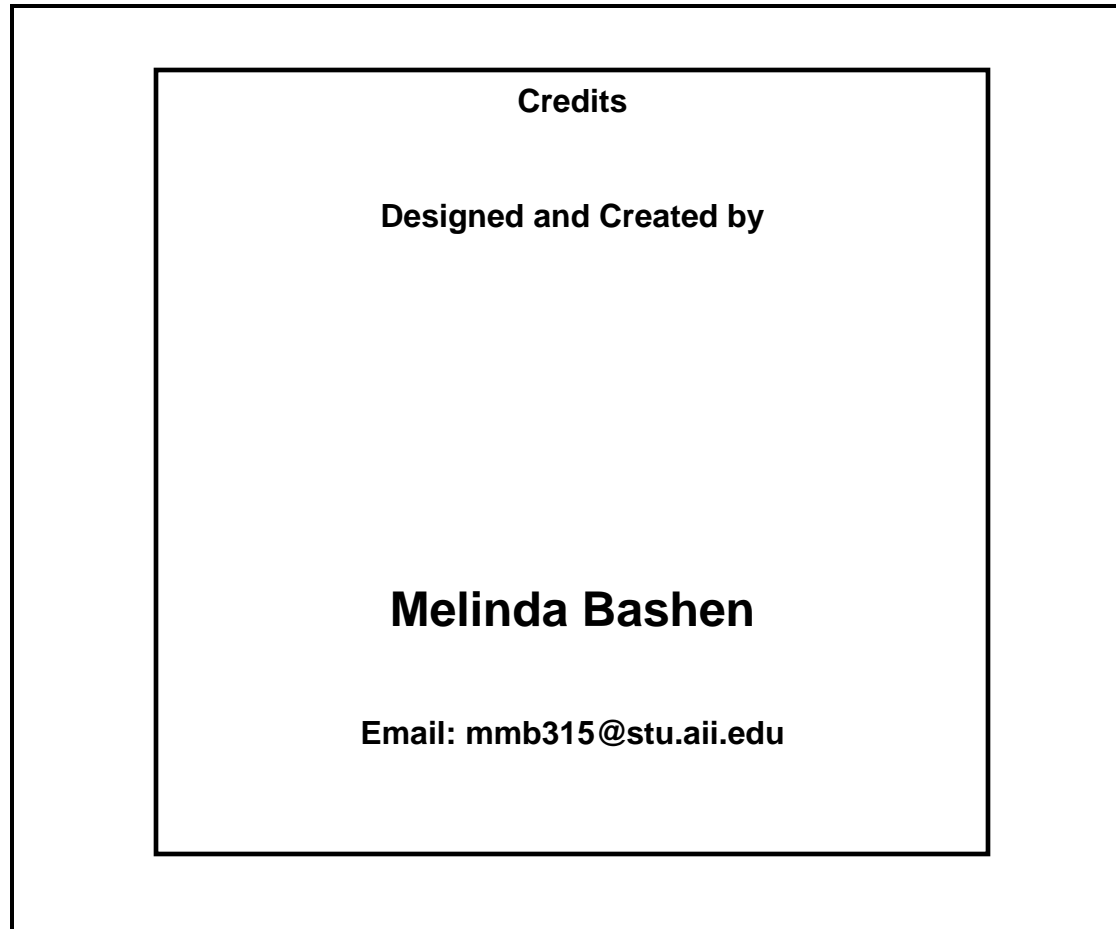
Water

Two

Three

Links

Credits



441 PX



COLORS

BACKGROUND

Color: 0099CC

FONTS AND IMAGES

Name: Forte & Fat

Size: Variety

Color: Variety

FONTS AND HTML

Name: Arial, Helvetica, Sans (Blue Highway Linocut)

Size: 20px, 66px, and 40px

Color: Black and White



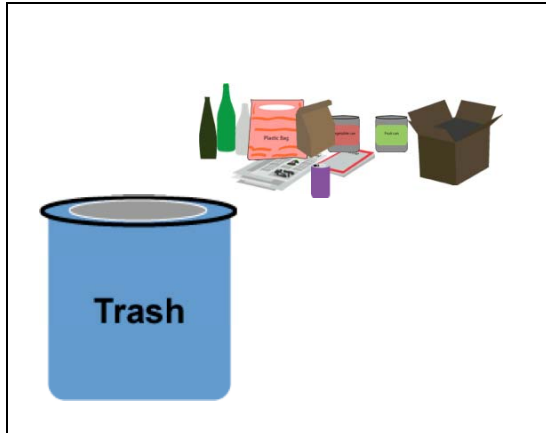
IMAGES:

All images created by Melinda Bashen.
Images created in Illustrator CS2.

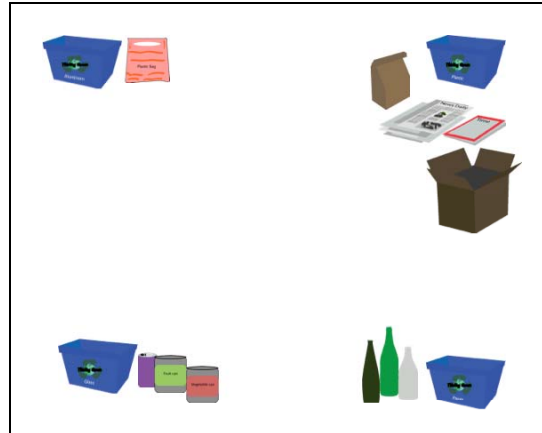
Article and other text:

All text written by Melinda Bashen

Storyboards



Sort your trash into the 4 bin.




To collect the glass bottles and containers into the glass bin

To collect the soda cans and aluminum cans into the aluminum bin.


To collect the newspapers, brown paper bags, magazines, and yellow page books into the paper bin.

To collect plastic bottles and plastic bags into the plastic bin.




Wait for the recycle truck to come and pick the 4 bins up.

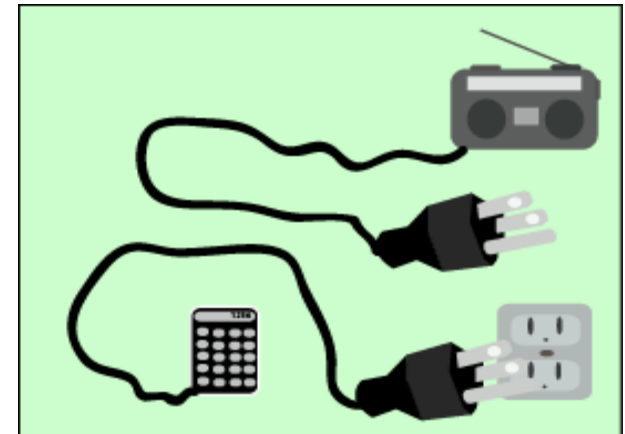
You can relax and feel good keeping our community clean.



This house has solar panels on the roof in order to save energy.

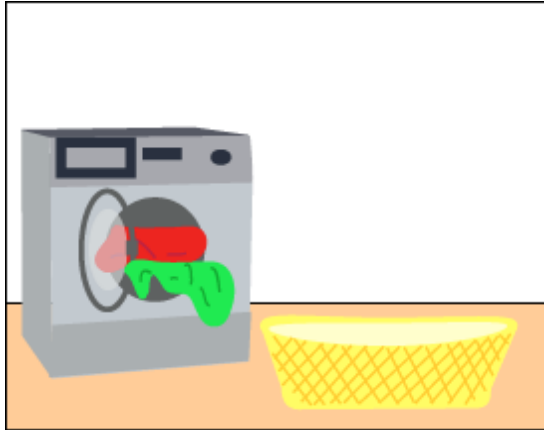


It collects sunlight and is converted to electricity.

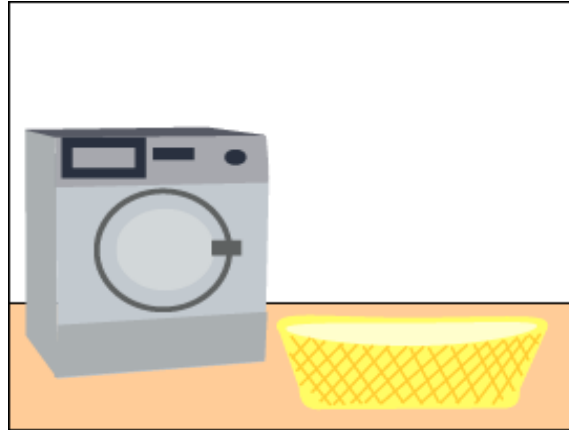


When not using electronics pull all the plugs out from the walls.

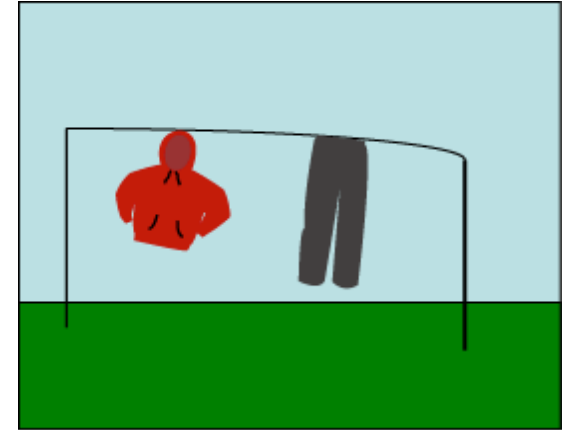
Storyboards



Turn the cold water knob on the washing machine then put all clothes inside.



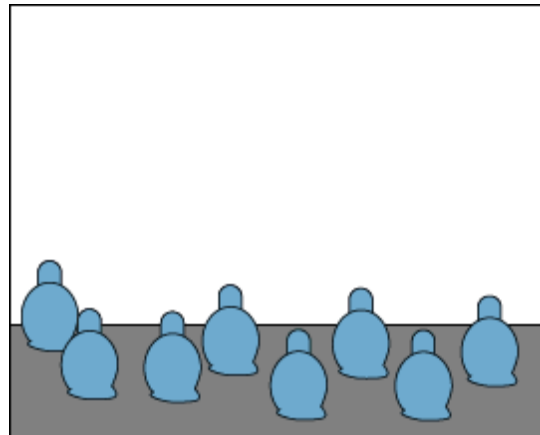
Start to wash your clothes with cold water.



Dry your clothes outside on a clothes line. Dryers use a lot of electricity.



Don't flush the toilet every time after urinating flush 2 to 3 times per day.



Each flush uses about 8 gallons of water.